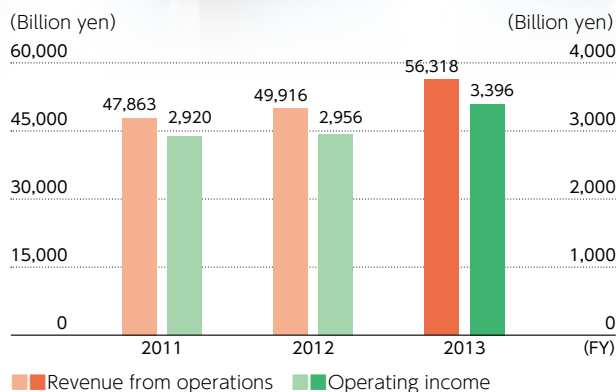




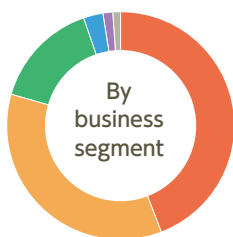
### Corporate Data (as of February 28, 2013)

**Company name** Seven & i Holdings Co., Ltd.  
**Headquarters** 8-8 Nibancho, Chiyoda-ku, Tokyo 102-8452, Japan  
**Established** September 1, 2005  
**Businesses** Planning, management, and operations for the various Group companies, centered on convenience stores, general merchandise stores, department stores, supermarkets, food services, financial services, and IT/ services  
**Paid-in capital** ¥50 billion  
**Employees (consolidated)** 148,594 (Including the number of part-time employees with every 163 hours/month worked being counted as one employee)  
**Website** <http://www.7andi.com/en/>

### Revenue from Operations and Operating Income



### Revenue from Operations (FY2013)



Business Segment	Percentage
Convenience store operations	44.4%
Superstore operations	35.3%
Department store operations	15.3%
Financial services	2.8%
Food services	1.4%
Other	0.9%

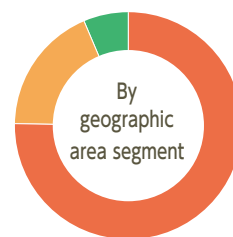
### Net Sales (FY2013)



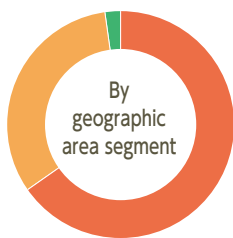
Business Company	Percentage
Seven-Eleven Japan*1	39.4%
7-Eleven, Inc. *1	27.5%
Ito-Yokado	13.3%
Sogo & Seibu	8.2%
York-Benimaru	3.9%
York Mart	1.3%
Seven Bank*2	1.0%
Seven & I Food Systems	0.8%
Akachan Honpo	0.9%
SEVEN-ELEVEN HAWAII, INC.	0.3%
China Businesses	1.2%
Other	2.0%

\*1 Sales represent total store sales.  
\*2 Sales represent ordinary income.

### Consolidated Employees (FY2013)



Geographic Area Segment	Percentage
Japan	75.4%
North America	18.4%
China	6.2%



Geographic Area Segment	Percentage
Japan	65.4%
North America	32.5%
China	2.1%

Corporate information and financial details are available on the website.  
<http://www.7andi.com/en/ir/index.html>

## About the CSR Report

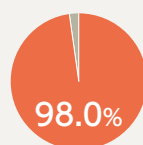
The CSR Report 2014 covers major CSR initiatives implemented by Seven & i Holdings, our holding company, as well as its operating companies.

The Report also contains the processes used to identify the five material issues facing the Seven & i Group, so that we can collectively work as a group of companies to fulfill the expectations and needs of stakeholders.

### Report coverage

The Report mainly covers the following organizations. Information on each company is also available on the following websites.

Sales of reporting organizations as a percentage of overall sales



Seven & i Holdings Co., Ltd.

● <http://www.7andi.com/en/csr/index.html>

Seven-Eleven Japan Co., Ltd. (in Japanese)

● <http://www.sej.co.jp/social/index.html>

Ito-Yokado Co., Ltd. (in Japanese)

● <http://www.itoyokado.co.jp/company/iycsr/>

Sogo & Seibu Co., Ltd. (in Japanese)

● <http://www.sogo-seibu.co.jp/csr.html>

York-Benimaru Co., Ltd. (in Japanese)

● <http://www.yorkbeni.co.jp/enviro/index.html>

York Mart Co., Ltd. (in Japanese)

● <http://www.yorkmart.com/company/preservation/>

Seven & i Food Systems Co., Ltd. (in Japanese)

● <http://www.7andi-fs.co.jp/7fs/company/csr.html>

Seven Bank, Ltd.

● <http://www.sevenbank.co.jp/english/ir/csr/>

Akachan Honpo Co., Ltd. (in Japanese)

● <http://www.akachan.jp/csr/index.html>

7-Eleven, Inc.

● <https://www.7-eleven.com/>

SEVEN-ELEVEN (HAWAII), INC.

● <http://www.7elevenhawaii.com/home>

SEVEN-ELEVEN (BEIJING) CO., LTD. (in Chinese)

● <http://www.7-11bj.com.cn/>

SEVEN-ELEVEN (CHENGDU) Co., Ltd. (in Chinese)

● <http://www.7-11cd.cn/>

Hua Tang Yokado Commercial Co., Ltd. (in Chinese)

● <http://www.ht-store.com/d/index.do>

Chengdu Ito-Yokado Co., Ltd. (in Chinese)

● <http://www.iy-cd.com/>

### Period of the Report

In principle, this Report covers our activities during FY2013 (March 2013 to February 2014). Some of our activities in FY2014 are also included.

### References

- GRI G4 Sustainability Reporting Guidelines
- ISO26000

Current Report January 2015

Scheduled publication of next Report December 2015

## Contents

Messages from the CEO and COO	3
CSR Policies	4
Strengthening Corporate Governance and CSR Management	5

### Identifying Material Issues 9

#### Stakeholder Dialog No.1 11



#### Stakeholder Dialog No.2 15



### Material Issues Facing Seven & i Holdings 19

#### Activities Conducted during the Year

Providing Social Infrastructure for an Aging Society and Declining Population	21
Providing Safety and Reliability through Products and Stores	27
Non-Wasteful Usage of Products, Ingredients and Energy	37
Supporting the Active Role of Women, Youth and Seniors across the Group and in Society	45
Building an Ethical Society and Improving Resource Sustainability together with Customers and Business Partners	55

Social Contribution Activities	63
Overseas Initiative	65
Awards and Recognition by Outside parties	77
Greenhouse Gas Emission Verification Statement	78
GRI/ISO26000 Content Index	79

#### Disclaimer

The data shown in this report are based on information as of the time of writing. Actual activities and results may differ depending on future social changes.